

March 2024

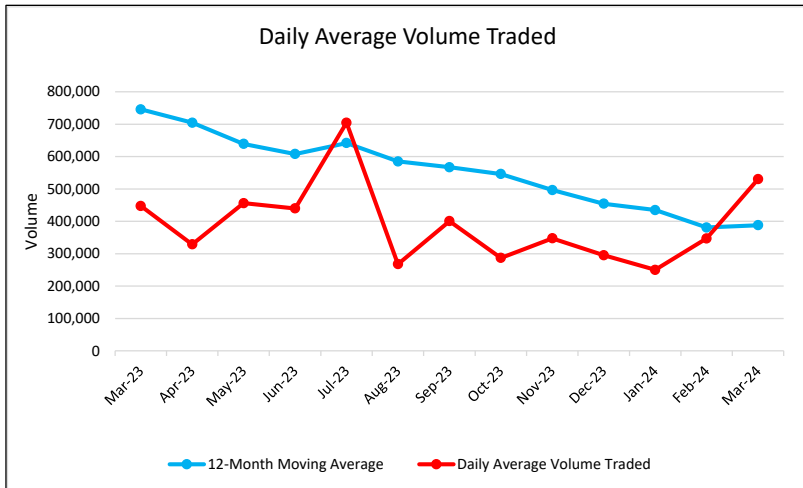
# TTSE Market Movement Report

[www.stockex.co.tt](http://www.stockex.co.tt) |   



Trinidad & Tobago  
Stock Exchange  
*Creating Opportunities*

## Daily Average Volume Traded (BY MARKET)



### Market Capitalisation (FT, MTF and SME markets):

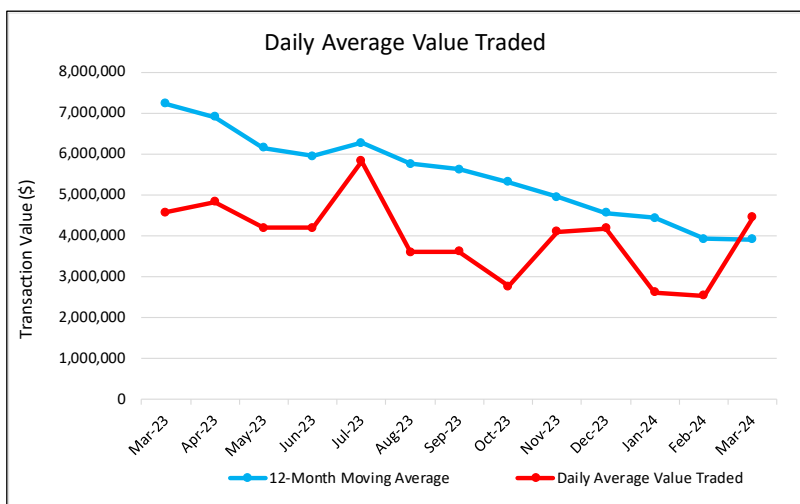
MOM: +0.63% | YOY: -8.51% | QOQ: -1.28%

### Daily Average Volume Traded:

MOM: +52.67% | YOY: +18.42% | QOQ: +21.26%

36.64 % ahead of the trailing 12-month moving average as at March 2024.

## Daily Average Value Traded (BY MARKET)



### Daily Average Value Traded:

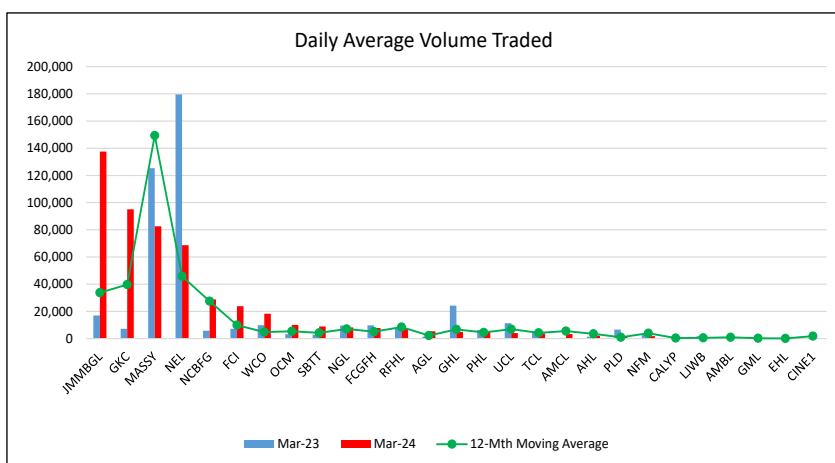
MOM: +75.05% | YOY: -2.92% | QOQ: -13.04%

13.66 % ahead of the trailing 12-month moving average as at March 2024.

### Total Value Traded:

MOM: +84.26% | YOY: -11.74% | QOQ: -13.95%

## Daily Average Volume Traded (PER SECURITY)



- The top 3 most liquid securities as measured by DAVT, were JMMBGL, GKC and MASSY for the month of March 2024. JMMBGL (307%), WCO (281%), AGL (143%), FCI (142%), and GKC (139%) monthly performance are notably above its respective 12-month moving average.
- RFHL took the lead with the largest number of transactions with 277 during the month of March 2024; followed by MASSY with 203 trades, FCGFH which reported 173 trades and SBTT with 147 trades.
- RFHL, FCGFH, MASSY, and NGL traded on all 20 trading days while FCI, SBTT, UCL, WCO and NEL traded on 19 out of the 20 trading days during the month of March 2024.

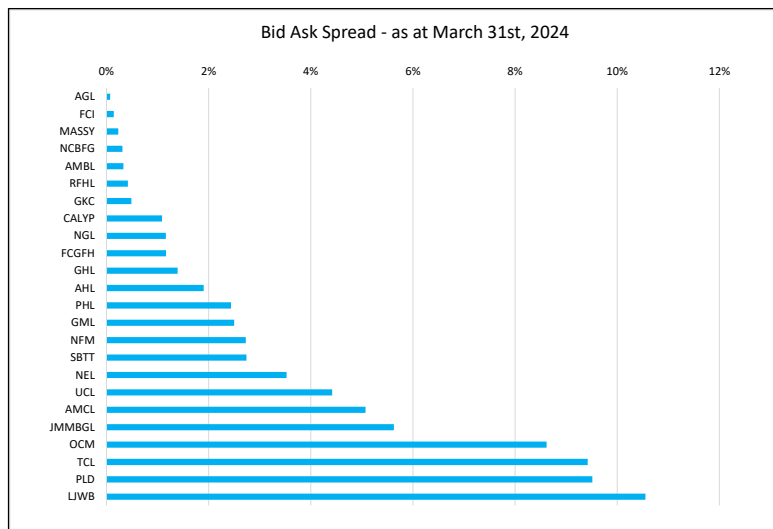
Across the First-Tier, Mutual Fund and SME markets, the cumulative number of trades in March 2024 was 1,860, an increase of 540 trades or 40.90% compared to the trading activity in February 2024.

On a YOY basis, total trades recorded in March decreased by 508 or 21.45% over March 2023's trading activity.

On a QOQ basis, total trades in the first quarter of 2024 stood at 4,709, a decrease of 404 trades or 7.90% compared to the preceding quarter.

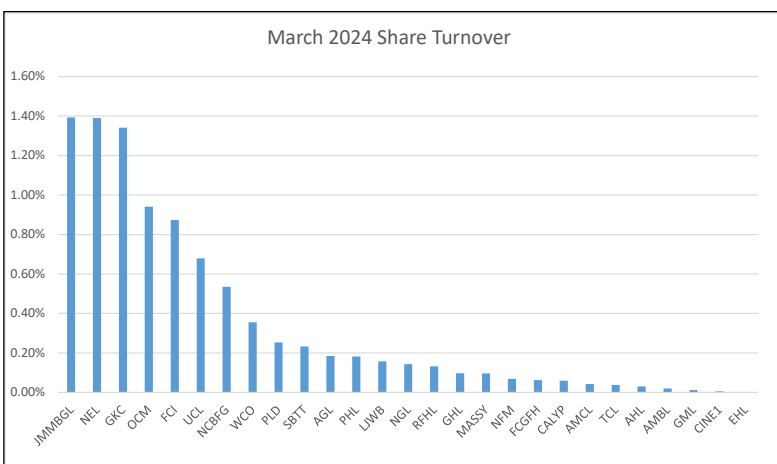
On a YTD basis, total trades amounted to 4,709, representing a decrease of 900 trades or 16.05% over the equivalent YTD period in 2023.

On average, there were 93 daily trades recorded in March 2024 (February 2024: 69 trades), in comparison to the daily average of 108 trades recorded during March 2023.



Top 5 Largest and Smallest Bid Ask Spread			
Security	Largest Spread	Security	Smallest Spread
LJWB	10.55%	AGL	0.07%
PLD	9.51%	FCI	0.14%
TCL	9.42%	MASSY	0.23%
OCM	8.62%	NCBFG	0.31%
JMMBGL	5.63%	AMBL	0.33%

**MONTHLY**



**Market Turnover\*\*\***

- March 2024: **0.27%**
- February 2024: **0.17%**
- March 2023: **0.27%**
- Rolling 12-Mth: **2.43%**
- 2023 Total Annual: **2.95%**

JMMBGL and NEL reported the highest market turnover ratio of 1.39% followed by GKC and OCM whose ratios stood at 1.34% and 0.94% respectively. Conversely, of all the securities traded, EHL reported the lowest market turnover ratio of 0.001%.

**YTD**



On a YTD basis, NEL reported a market turnover ratio of 2.69%, followed by JMMBGL and FCI, which reported turnover ratios of 2.05% and 1.61%, respectively. Conversely, of all the securities traded, EHL and CINE1 recorded the lowest market turnover performances of 0.02% and 0.01%, respectively.

**TTSE Online Platform (TOP)\***

	February 29, 2024	March 31, 2024
Number of Trades	811	1,016
Volume of Trades	1,126,197	1,904,562
<b>VALUE OF TRADES</b>	<b>TT\$8.18M</b>	<b>TT\$12.84M</b>

Value traded on TOP represented 7.22% of the market's total traded value for March 2024 (February 2024: 8.47%)

\*Note: TOP statistics reported include both the buy and sell side of a trade.

\*\*Note: CLICO Investment Fund (CIF) market capitalization was excluded.

**Market Indicators**

Market Indicators			
Indicators	Mar-24	Mar-23	Feb-24
Turnover (%)	0.27 ***	0.27 ***	0.17 ***
Market Cap (\$ billion)	115.34 **	126.07 **	114.61 **
Value Traded (\$ million)	88.94	100.78	48.27
Daily Avg Vol Traded (\$'000)	529.96	447.53	347.13
Market Breadth (Advance/Decline Ratio)	13:11	11:13	9:16

\*\*\*Note: The market turnover and share turnover were calculated using an adjusted formula which uses the public float and trade volume to derive the turnover.